

USR Entrance

USC Entrance

USL Entrance

SR Entrance





SL Entrance / Audience Entrance

Stage Size: 7m x 4.5m

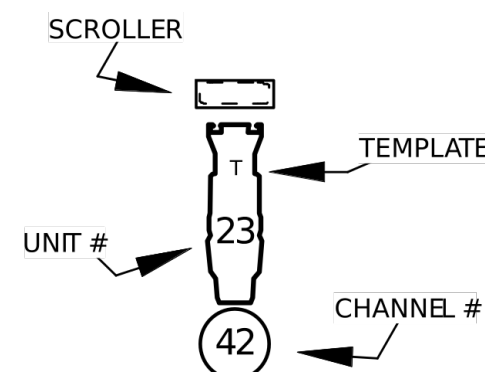
Audience Seating: 50 Seats (Tiered)

Tech Area

SYMBOL KEY

-  Source-4 Zoom 15-30 575w
-  6" Fresnel 500w
-  Coemar PARlite
-  Far CYC 1 Cell 1Kw

TYPICAL UNIT



THIS DRAWING REPRESENTS VISUAL CONCEPTS AND CONSTRUCTION SUGGESTIONS ONLY. IT DOES NOT REPLACE THE KNOWLEDGE AND ADVICE OF A LICENSED STRUCTURAL ENGINEER. THE DESIGNER IS UNQUALIFIED TO DETERMINE THE STRUCTURAL APPROPRIATENESS OF THIS DESIGN AND WILL NOT ASSUME RESPONSIBILITY FOR IMPROPER ENGINEERING OR USE.

Callum Graham
Greenside Venues Ltd.
07585112144
callum@greensidevenue.co.uk

This drawing and all related paperwork, design concepts, and the resultant lighting design are the property of Callum Graham. Any attempt to use, reproduce, or otherwise alter these materials without the consent of Callum Graham is expressly forbidden.

PRODUCED BY
Greenside Venues Ltd.
Tara Kilbourne & Darren Neale

Lime Studio

25 Nicolson Square, Edinburgh
EH8 9BX

SCALE: 1:25
EXCEPT WHERE NOTED
DATE: ISSUE DATE
REVISION:1
DRAWN BY: CG

DRAWING No.
1
OF 1

PLOT